



lumini Solucoes em Iluminacao LTDA
www.lumini.com.br
Email: laboratorio@lumini.com.br
Tel: +55 11 3437-5555 Fax: +55 11 3437-5555
Address: Rua Ferreira Viana, 716 - Socorro - São Paulo/SP

lumini

LumCAT:

Luminaire: led line perfil c mp 12.5W

LampCAT: modulo led 25W/m 12Vdc 30K irc 90

Ballast type: led driver 700mA

Report No:

Voltage(V): 127.7000

Test No:

Current(A): 0.1510

Number of Lamps: 1

Power (W): 17.0110

Lamp flux(lm): 1748.0

PF: 0.8830

Length(mm): 500

Width(mm): 16

Phm Type: C

Height(mm): 0

Photometric Results

Lumens(lm): 1073.95, Efficiency(%): 61.44% , Luminous Efficacy(lm/W): 63.13

Central intensity(cd): 343.482, Maximum intensity(cd): 343.482

Angle of maximum intensity: $C=0.0$ $\gamma=0.0$

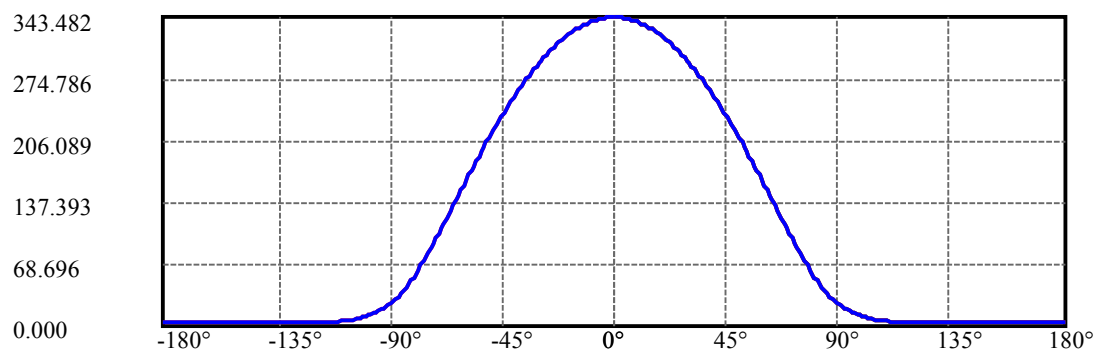
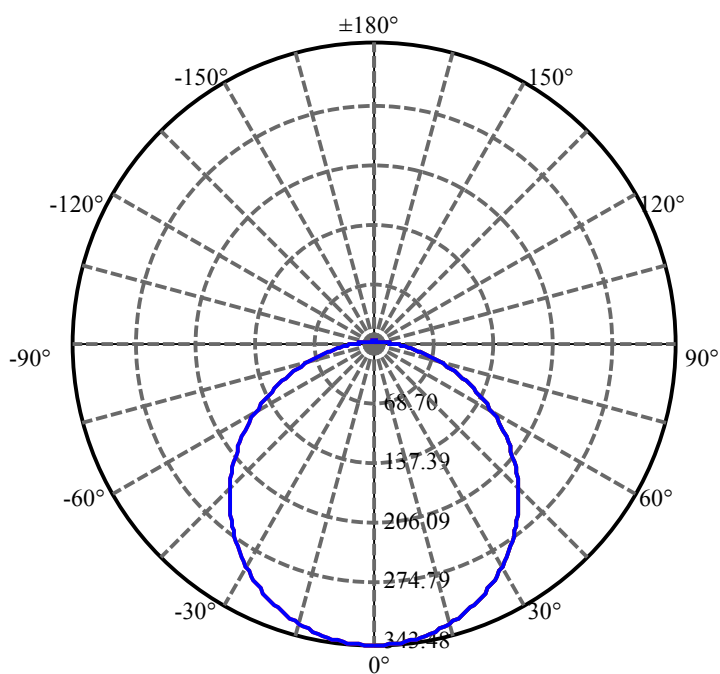
Beam angle of C0 plane : 114.37

Average BeamAngle(IEC 61341): 114.37

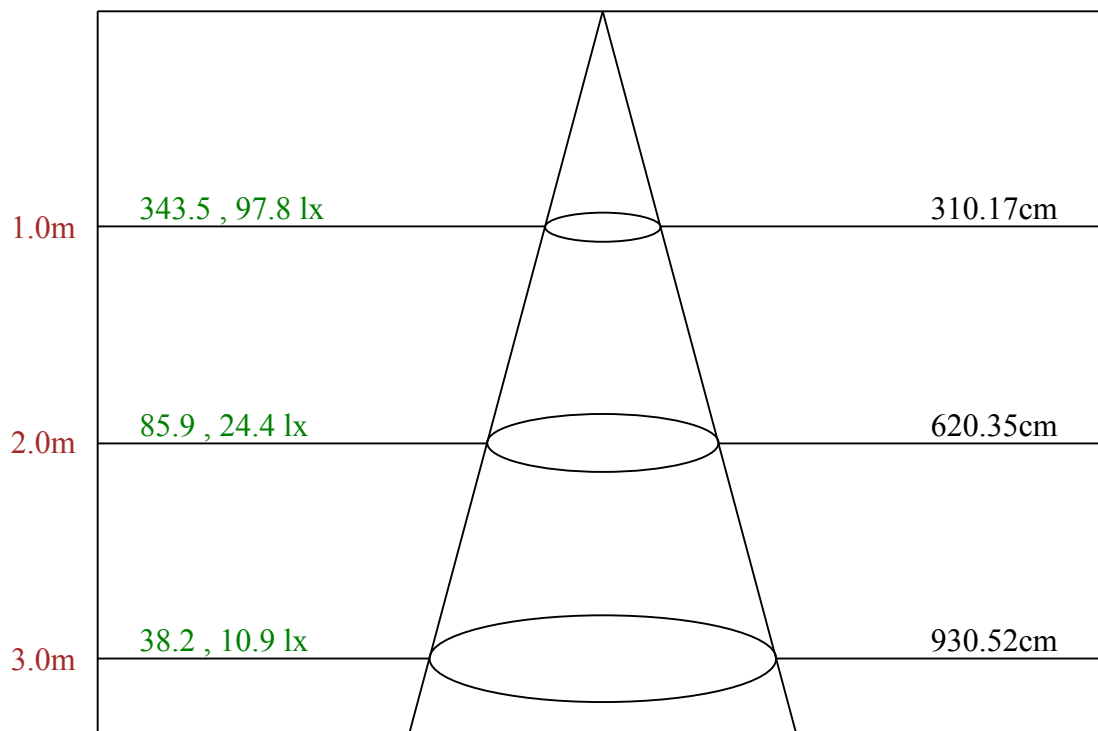
Equipment: equipamento lumini
Temperature(°C): 25.5

Date: 28/04/2025
Humidity(%): 64.0%

Operator: 01
Distance(m): 6.90

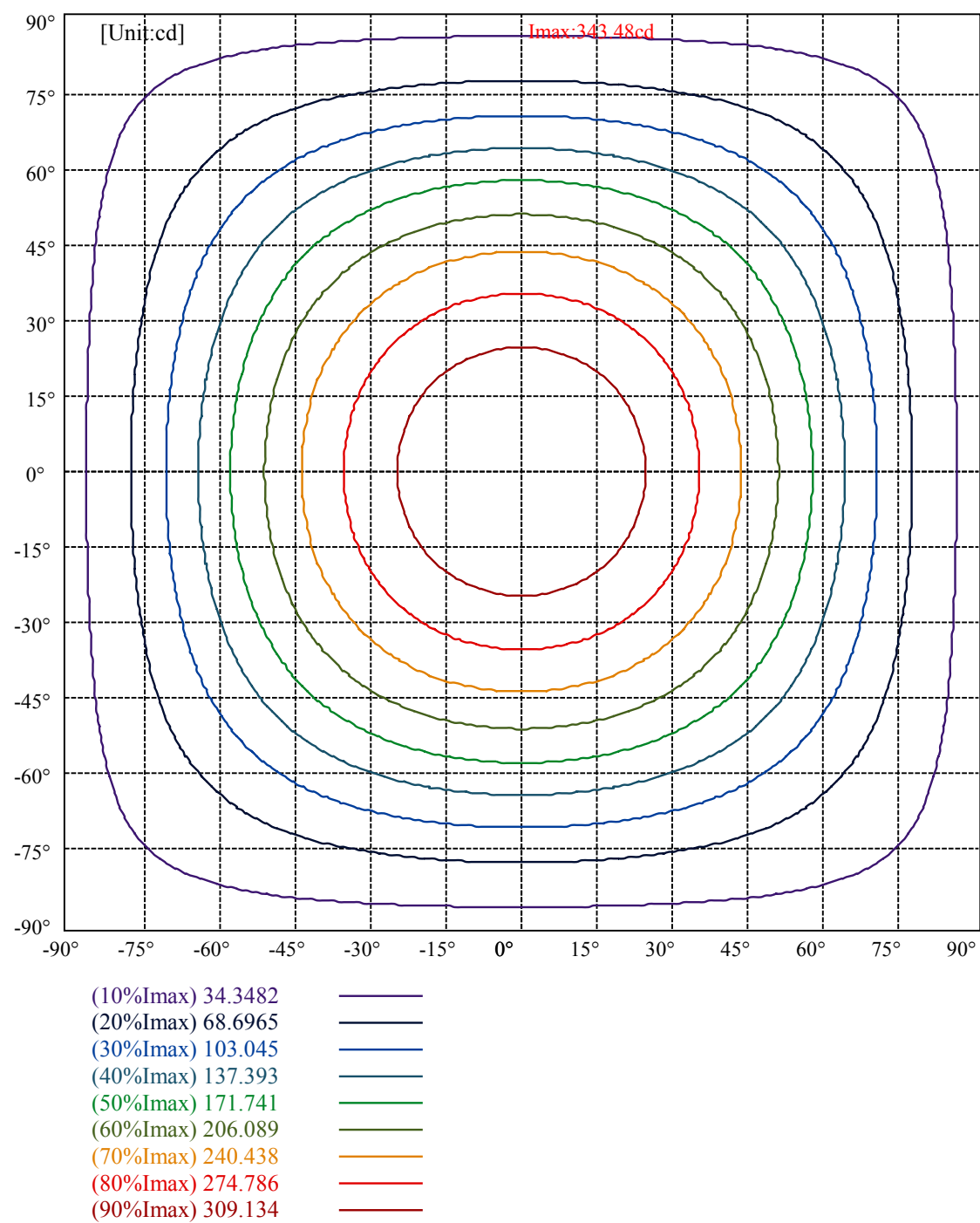


C0(Max):
C0/C180:
C90/C270:



Max , Ave

Beam angle of C0 plane 114.37



Luminance Table

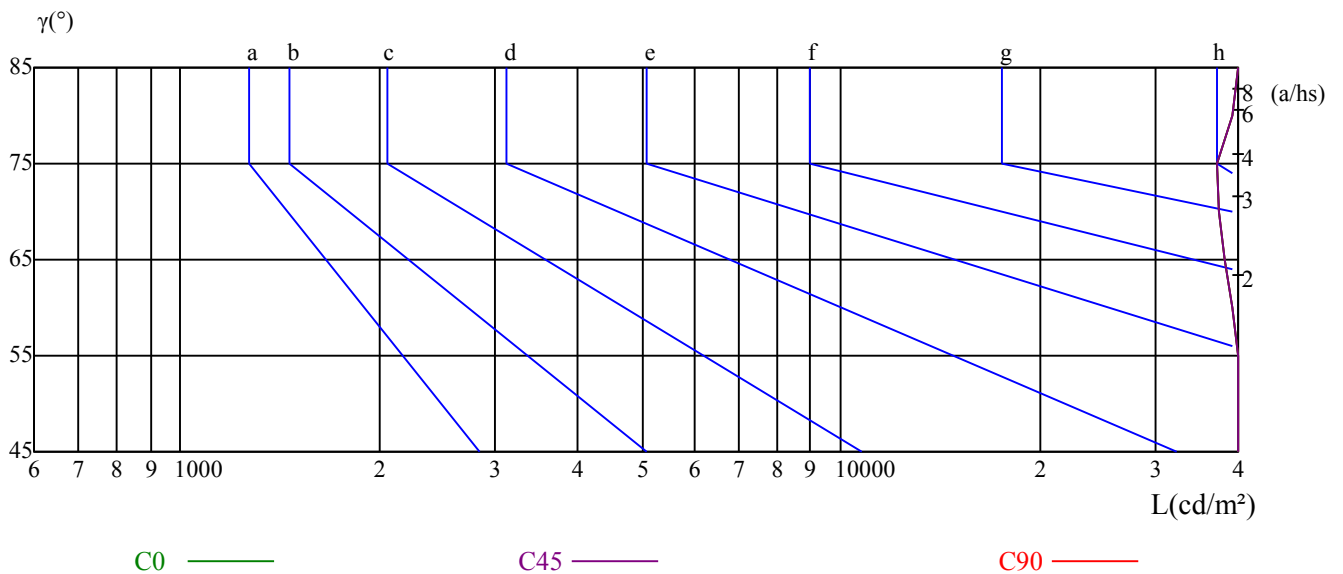
γ	45	50	55	60	65	70	75	80	85
C0	41164	40560	39917	39173	38169	37380	37158	39074	51571
C45	41164	40560	39917	39173	38169	37380	37158	39074	51571
C90	41164	40560	39917	39173	38169	37380	37158	39074	51571

L(Hor)(65)	L(Ver)(65)	L45(65)	L(Hor)(75)	L(Ver)(75)	L45(75)	L(Hor)(85)	L(Ver)(85)	L45(85)
38169	38169	38169	37158	37158	37158	51571	51571	51571

Glare Table

Glare	Quality	Service Values Illuminance(lx)							
1.15	A	2000	1000	500	≤ 300				
1.5	B		2000	1000	500	≤ 300			
1.85	C			2000	1000	500	≤ 300		
2.2	D				2000	1000	500	≤ 300	
2.55	E					2000	1000	500	≤ 300
		a	b	c	d	e	f	g	h

Luminance Limiting Curve



Illumination assessment according UGR											
Rf of Ceiling	70	70	50	50	30	70	70	50	50	30	
Rf of Wall	50	30	50	30	30	50	30	50	30	30	
Rf of Floor	20	20	20	20	20	20	20	20	20	20	
Room dimensions		Viewed crosswise					Viewed endwise				
X	Y										
2H	2H	25.38	26.96	25.80	27.35	27.76	25.37	26.95	25.79	27.34	27.76
	3H	27.35	28.79	27.79	29.20	29.64	27.18	28.62	27.62	29.04	29.48
	4H	28.26	29.62	28.71	30.05	30.50	27.87	29.23	28.33	29.66	30.11
	6H	29.19	30.46	29.66	30.90	31.38	28.43	29.69	28.89	30.14	30.62
	8H	29.66	30.88	30.12	31.33	31.82	28.59	29.81	29.06	30.26	30.75
	12H	30.16	31.34	30.63	31.80	32.30	28.69	29.87	29.16	30.32	30.82
4H	2H	26.19	27.55	26.64	27.97	28.43	26.18	27.54	26.63	27.96	28.42
	3H	28.32	29.49	28.80	29.95	30.45	28.16	29.33	28.64	29.79	30.29
	4H	29.43	30.48	29.92	30.96	31.49	29.05	30.10	29.54	30.58	31.11
	6H	30.48	31.42	31.00	31.93	32.46	29.72	30.65	30.24	31.16	31.69
	8H	31.06	31.94	31.59	32.45	33.00	29.98	30.85	30.50	31.37	31.91
	12H	31.69	32.51	32.23	33.02	33.60	30.16	30.98	30.69	31.49	32.07
8H	4H	29.83	30.70	30.35	31.22	31.76	29.49	30.37	30.02	30.89	31.43
	6H	31.08	31.82	31.63	32.35	32.94	30.36	31.11	30.91	31.64	32.22
	8H	31.86	32.51	32.42	33.08	33.65	30.80	31.45	31.36	32.02	32.59
	12H	32.67	33.23	33.24	33.80	34.39	31.10	31.66	31.68	32.23	32.82
12H	4H	29.88	30.70	30.42	31.21	31.79	29.59	30.40	30.12	30.91	31.50
	6H	31.26	31.91	31.82	32.48	33.05	30.59	31.24	31.15	31.81	32.38
	8H	32.06	32.62	32.64	33.19	33.78	31.06	31.62	31.64	32.19	32.78
Variation with the observer position at spacings:											
S = 1.0H		0.2/-0.7					0.2/-0.7				
S = 1.5H		0.5/-0.6					0.5/-0.6				
S = 2.0H		0.5/-0.7					0.5/-0.7				
Standard tables:		BKBF					BKBF				
Uncorrected UGR		15.0					15.0				

依据CIE Publ. 117 计算 UGR, S/H = 0.25